

EARLY WARNING SIGNS BULLETIN

PEER



A free, Hoxton-based monthly bulletin full of creative ideas about the environment, sharing, learning and finding new life in the objects that surround us.

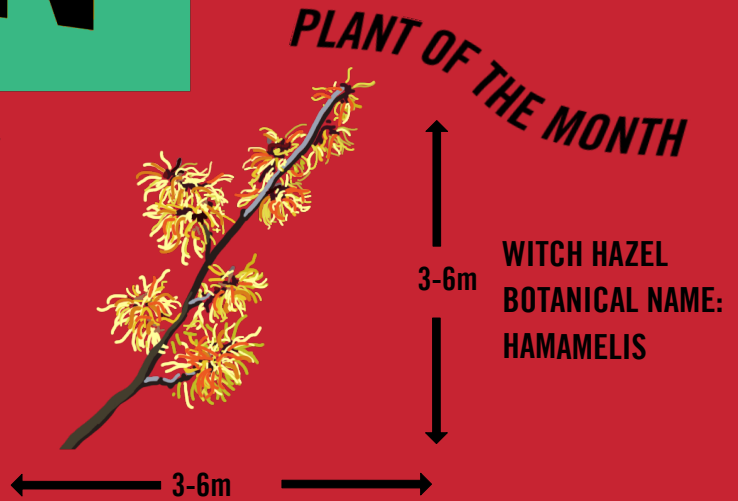
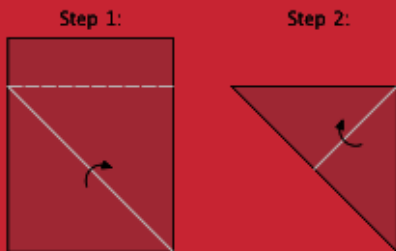
DIY ART ACTIVITY – PAPER SNOWFLAKES

Recycle paper or newspapers to create beautiful snowflake designs!

You will need:

- Scissors
- Paper or newspaper

1. Cut your paper into a square. Fold it in half diagonally to make a triangle.
2. Fold the triangle in half again to make a smaller triangle.
3. Fold this smaller triangle into thirds. Start by bringing the right point towards the left by one third.
4. Then bring the left point towards the right by one third. (Look at the illustrated steps below for further guidance.)
5. Cut off the pointed ends so you're left with a small triangle.
6. Cut your snowflake pattern into the sides of this small triangle. You can cut triangles, diamonds, curves, even half hearts. If you cut off the tip, you'll have a snowflake with a hole in the middle.
7. Unfold your snowflake carefully and use your fingers to flatten it out. If you want it to be really flat, you can iron it using a very low heat setting.



About: With spicy fragrant, spidery flowers in shades of yellow, orange and red, Witch Hazel brings colour and scent to your garden in winter. Although slow growing, they can eventually become large spreading shrubs or small trees. It's currently budding in Khadija's Garden.

It likes sun or partial shade and is a low maintenance plant.

Find this in Khadija's Garden, send a photo to: info@peeruk.org & we will add it to Khadija's Garden Blog.

Selected by: Jane Heather, PEER's Garden Designer



Check out the cuts in this diagram to make these snowflakes!

WHAT'S ON?

FIND OUT MORE



PEER: We will be closed for the holiday period from 20 December – 4 January. We wish you happiness and health and look forward to welcoming you back in the New Year!

Matchbox Animation Workshop with Savinder Bual
Tue 19 Jan / 16:00-18:00

Experimenting with the matchbox's movement and sound, join this free workshop and we will transform it into our very own animation. **To book, email: local@peeruk.org**
Visit: www.peeruk.org for more information on events.

Paper snowflakes: <https://bit.ly/2IXzk3q>

Plant of the month: <https://bit.ly/3r6jV25>

Eco Fact: <https://bit.ly/3nvBaaK>



ECO FACT



CHRISTMAS TREES

If you celebrate Christmas, the annual debate is often, do you get a real or fake tree?

Real trees require no manufacturing process and are 100% recyclable – once Christmas is over they can be mulched for gardening, or turned into woodchips. When buying, look for locally and sustainably grown trees.

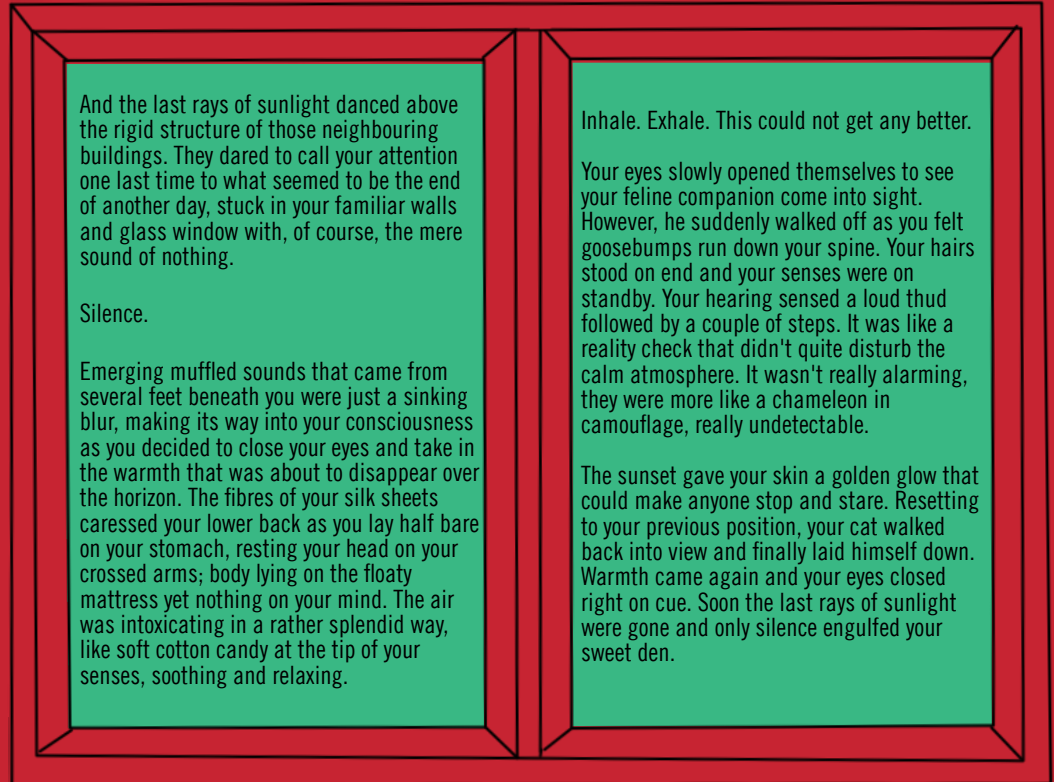
Artificial Christmas trees are made from a combination of usually plastic materials and therefore can't be recycled. According to the Carbon Trust, you would need to reuse your artificial tree for at least 10 Christmases to keep its environmental impact lower than that of a real tree!

PEER NOTICES

ART IN THE NOTICEBOARD

Something Hopeful
Poem by PEER Ambassador
Ahinoa Esono Mangué

Find this on display in the noticeboard next to the post office on Hoxton Street, and around the corner from PEER!



This final bulletin has been part of PEER and Hoxton Trust's 2020 guardianship of a 'climate change' artwork – **Ellie Harrison's Early Warning Signs project**. We are delighted to announce that our guardianship of the artwork has been extended until at least summer 2021.

To see the sign, visit Hoxton Trust Community Garden, Hoxton Street.



Thank you to all of those who have contributed, read and shared the bulletin. Look out for future events and programming but for now...



VERY BEST WISHES FOR A HEALTHY AND HAPPY 2021!